

https://lms.wsu.edu - https://lms.wsu.edu
lms.wsu.edu [DEFAULT]

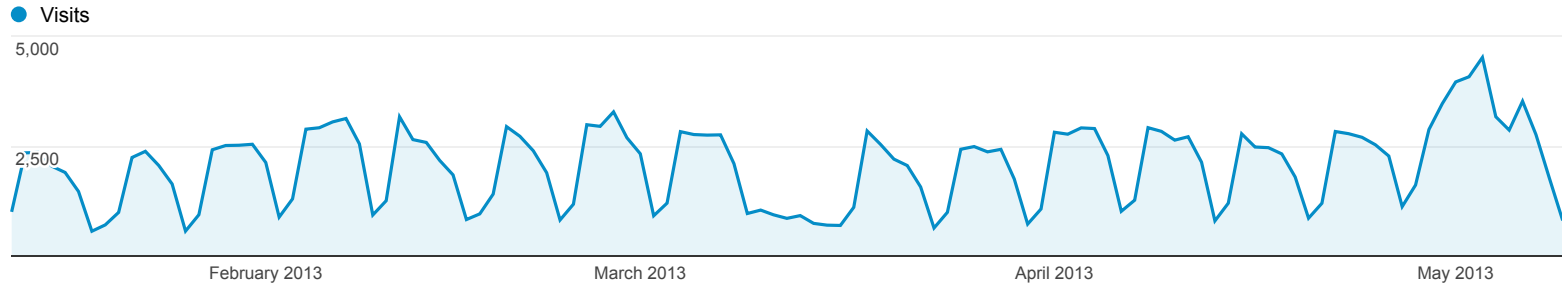
Jan 13, 2013 - May 9, 2013

Devices

% of visits: 6.19%

Explorer

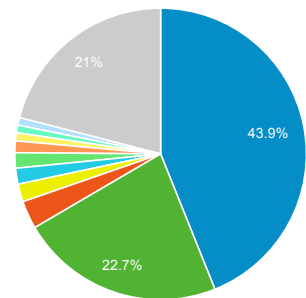
Site Usage





































Visits 239,650 % of Total: 6.19% (3,872,372)	Pages / Visit 8.25 Site Avg: 10.10 (-18.30%)	Avg. Visit Duration 00:04:42 Site Avg: 00:07:56 (-40.82%)	% New Visits 11.99% Site Avg: 12.21% (-1.74%)	Bounce Rate 6.01% Site Avg: 3.00% (100.46%)
---	---	--	--	--

Mobile Device Info	Visits	Visits
1. Apple iPhone	105,255	43.92%
2. Apple iPad	54,287	22.65%
3. (not set)	7,454	3.11%
4. Apple iPod	4,754	1.98%
5. Motorola MOTXT912B Droid Razr 4G	4,225	1.76%
6. Samsung GT-I9300 Galaxy S3	4,086	1.70%
7. Google Nexus 7	3,110	1.30%
8. Samsung GT-I9300 Galaxy SIII	2,144	0.89%
9. Samsung SGH-T999 Galaxy S3	2,025	0.84%
10. Motorola XT907 DROID RAZR M 4G LTE	2,013	0.84%
11. Samsung SPH-L710 Galaxy S3	1,668	0.70%
12. Samsung SGH-I747 Galaxy S3	1,402	0.59%
13. Samsung SGH-T989 Galaxy SII	1,381	0.58%
14. Motorola xt875 Droid Bionic	1,190	0.50%
15. Samsung GT-P3113 Galaxy Tab 2 7.0	1,167	0.49%
16. Samsung Galaxy Nexus	1,128	0.47%

Contribution to total:



17.	 Samsung GT-N8013 Galaxy Note 10.1 WiFi	1,115	0.47%
18.	 Samsung GT-I9000 Galaxy S	1,109	0.46%
19.	 HTC ADR6350 Droid Incredible 2	1,034	0.43%
20.	 Asus TF300T Transformer Pad TF300T	980	0.41%
21.	 Samsung SPH-D710 Galaxy SII Epic 4G Touch	938	0.39%
22.	 Google Nexus 4	930	0.39%
23.	 HTC 9292 EVO 4G	848	0.35%
24.	 Nokia Lumia 920	825	0.34%
25.	 Samsung SGH-T999 Galaxy SIII	711	0.30%
26.	 Samsung SPH-L710 Galaxy SIII	708	0.30%
27.	 HTC PJ83100 One X	678	0.28%
28.	 HTC Inspire 4G	674	0.28%
29.	 Motorola XT923 Droid Razr HD	665	0.28%
30.	 Samsung SGH-I777 Galaxy S II	611	0.25%
31.	 Samsung SGH-T679 Exhibit II 4G	595	0.25%
32.	 Samsung GT-P5113 Galaxy Tab 2 10.1 WiFi	565	0.24%
33.	 HTC ADR6425LVW Rezound	564	0.24%
34.	 Nokia Lumia 900	537	0.22%
35.	 Asus TF700T Transformer Pad TF700T	509	0.21%
36.	 Motorola XT894 Droid 4	471	0.20%
37.	 Motorola XT862 Droid 3	468	0.20%
38.	 Sprint X325c/APX325CKT EVO 4G LTE	461	0.19%
39.	 Samsung SGH-I727 Galaxy S II Skyrocket	440	0.18%
40.	 Samsung SGH-I317 Galaxy Note II	435	0.18%
41.	 Motorola DroidX	427	0.18%
42.	 HTC HTC6990LVW Windows Phone 8X	421	0.18%
43.	 Amazon KFTT Kindle Fire HD 7	419	0.17%
44.	 Samsung SCH-i405 Stratosphere	406	0.17%
45.	 Asus Eee Pad TF201 Transformer Prime	403	0.17%
			

46.	 Motorola MB865 Atrix 2	388	0.16%
47.	 Nokia Lumia 710	388	0.16%
48.	 Samsung SCH-R760 Galaxy S II	379	0.16%
49.	 Samsung SCH-I500 Fascinate	378	0.16%
50.	 Asus TF101 Eee Pad Transformer TF101	364	0.15%

Rows 1 - 50 of 411

© 2013 Google